



# Getting Started

## Contents

<b>About Simon S.I.O.</b> .....	<b>8</b>
<b>Overview of Simon S.I.O.</b> .....	<b>9</b>
Sound Activities .....	10
Challenge Activities.....	11
<b>Use Demo Mode to Preview Activities</b> .....	<b>12</b>
Get into Demo Mode .....	12
Try Different Activities .....	12
Try Different Levels .....	13
Exit Demo Mode.....	13
<b>Setting Up Students</b> .....	<b>14</b>
Open Teacher Options .....	14
Options.....	15
Add Students .....	15
<b>Report and Print Options</b> .....	<b>16</b>
Viewing Progress Reports .....	17
Printing Reports, Practice Pages and Sound Awards..	17

# About Simon S.I.O.

Simon S.I.O. was developed in collaboration with Laura I. Goin, M.Ed., and Ted S. Hasselbring, Ed.D.

## From the Designers of Simon S.I.O.™

Learning to read is essential to success in today's society. If reading skills are not mastered, a child is guaranteed frustration and hardship throughout school and adult life. Today, large numbers of students from all social classes have significant difficulties in learning to read. However, there is ample evidence that with well-designed instruction, most students can learn to read.

Although the field of reading has long been plagued by controversy and disagreements, an analysis of the research over the past 20 years has produced a clear picture of what is needed for students who experience difficulty with reading. As stated by the research conducted by the National Reading Panel (2000), "these facts and findings provide converging evidence that explicit, systematic phonics instruction is a valuable and essential part of a successful classroom reading program (p.10)."

Simon S.I.O. meets the needs of children who have difficulties in reading by providing systematic instruction in the alphabetic principle, reading words by mapping speech sounds to parts of words, and achieving fluency. Simon S.I.O. is based on the best instructional research to date and is grounded in extensive field-testing. Because it is computer-based and incorporates a personal tutor, students move at their own pace, enjoy individualized lessons and feedback and receive extensive practice on the skills necessary for mastering phonological awareness.

Simon S.I.O. is our contribution to helping all students become competent readers. We believe your students will enjoy using Simon S.I.O. as much as we enjoyed developing it.

**Laura I. Goin, M.Ed.**  
**Ted S. Hasselbring, Ed.D.**

*"...phonics instruction is a valuable part of a successful classroom reading program. Phonics teaching is a means to an end [reading]. ...children need phonemic awareness. That is, they need to be able to blend sounds together to decode words, and they need to break spoken words into their constituent sounds to write words ...they need to apply their skill in their daily reading and writing activities."*

**— U.S. Department of Health and Human Services,  
National Reading Panel, 2000**

# Overview of Simon S.I.O.

Simon S.I.O. is the motivating phonics intervention program appropriate for students of all ages who are struggling to master phonological awareness. Because it is tutor-led, students progress at their own pace while receiving the practice that is critical to develop their emerging word-reading skills.

Simon S.I.O.:

- Focuses on beginning and ending sounds. Presents six activities that teach a few sounds at a time.
- Teaches words from high-frequency lists and the Dolch Sight Word List.
- Includes thirty-three levels of sounds arranged by word families and by ease of production; automatically moves students up a level when they're ready to advance.
- Has a tutor that gives instructions on how to do the lesson, redirects students after errors, and reinforces students during and after activities are completed.
- Models correct pronunciation of sounds and words.
- Lets students see and hear words over and over to aid in comprehension and retention.
- Monitors sessions so that students don't work too long or get overwhelmed. When time is up, the student is presented with a challenge activity.
- Has students record words and sentences for oral reading practice in the Read the Word activity and Reading Challenge.
- Lets students practice reading high-frequency sight words along with key words within the supported text.
- Has accessibility features built in. Students who have difficulty using a keyboard can turn on scanning for single switch access to ALL activities. Students who have difficulty using the mouse can use the arrow keys and **Return** (Macintosh) or **Enter** (Windows) to make selections in the program.

# Sound Activities

There are six sound activities for each level in Simon S.I.O.

## First Sounds

Students must identify the correct beginning sound in each word presented.

## Last Sounds

Students must identify the correct ending sound in each word presented.

## Both Sounds

Students must identify the correct beginning and ending sounds in each word presented.

## Spell the Word

As in the Both Sounds activity, students choose both the beginning and ending sounds to complete each word, then are asked to type the letters to “spell” the word.

## Read the Word (NEW!)

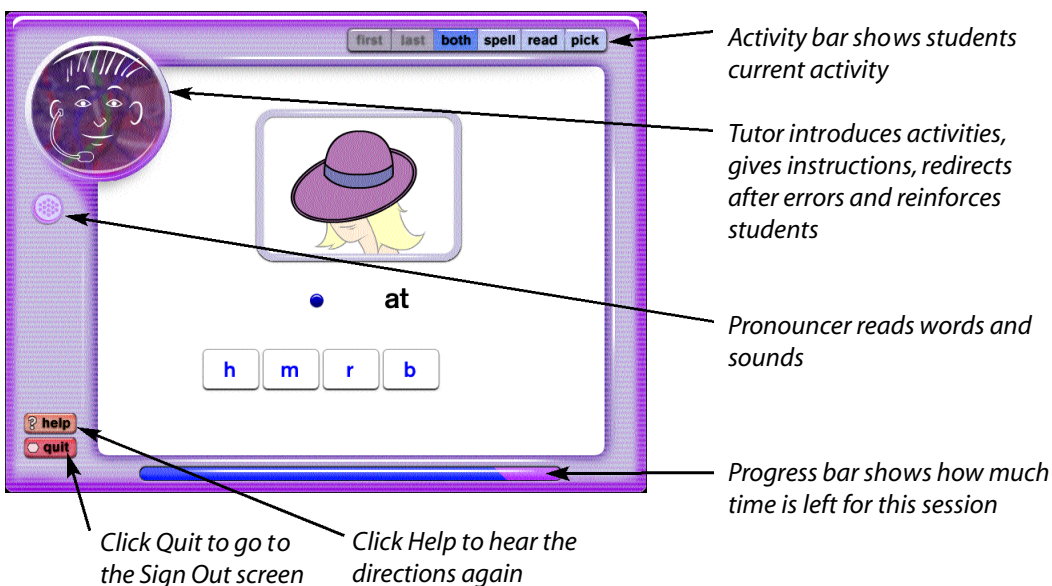
Students read, and then record, each word presented. Then students hear their own recording as they see the picture that matches it. Microphone required.

## Pick the Word (NEW!)

Each word is said by the Pronouncer. Then students must pick the word that matches (from a group of three) as quickly as possible.

## The Activity Screen

In Simon S.I.O., activities have a consistent interface that makes it easy for students to be successful.



## Challenge Activities

Simon S.I.O. includes challenge activities that are fun and motivating for students. Challenge activities occur between sessions and levels, beginning with Level 3.

### Speed Challenge

Students are shown a word and nine pictures. Students must sound out the word and select the matching picture as quickly as possible. This kind of practice gets students reading more fluently. After they finish the trials (10, 15 or 20, depending on the level), students see their “Speed Scores.”

### Reading Challenge (NEW!)

Students are presented with one or two sentences that include a key word from the level. Students can have the sentences read to them if needed, then must record the sentences themselves. After recording, they can click the Playback/Speaker button to hear their recording and see a picture that illustrates the sentence(s). This activity fosters reading comprehension. Microphone required.



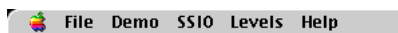
*Sample screen from the Reading Challenge activity*

# Use Demo Mode to Preview Activities

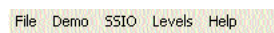
If you are unfamiliar with Simon S.I.O., you may want to preview each activity before setting up student profiles.

## Get into Demo Mode

- 1 Launch Simon S.I.O.
- 2 At the Sign In screen, press **⌘ M** (Macintosh) or **Ctrl M** (Windows) to display the Simon S.I.O. menu bar.



Macintosh menu bar



Windows menu bar

- 3 From the **Demo** menu, select **Enable Demo**.

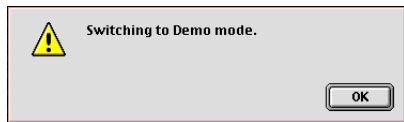


Macintosh menu

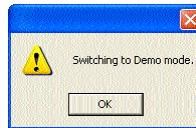


Windows menu

The “Switching to Demo mode” dialog appears.



Macintosh dialog



Windows dialog

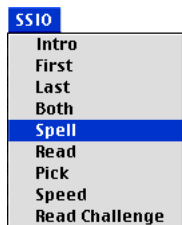
- 4 Click **OK**.

Simon begins giving directions for the Introduction activity for Level 1. Follow his instructions to see how Simon S.I.O. works from the beginning.

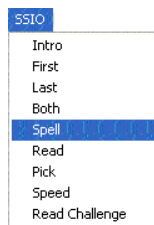
## Try Different Activities

You can select a different activity at any time during the demo.

- 1 From the **SSIO** menu, select the activity you want to preview.



Macintosh menu



Windows menu

Simon S.I.O. immediately switches to the selected activity.


## Try Different Levels

You can select a different sound level at any time during the demo.

- 1 From the **Levels menu**, select the number of the level you want to preview.



*Macintosh menu*



*Windows menu*

Simon S.I.O. immediately switches to the new level.

## Exit Demo Mode

- 1 If desired, try other activities and sound levels (use the SSIO menu to select them). Use the chart on pages 128-129 for reference.
- 2 Click **Quit** to disable Demo mode and return to the Sign In screen.

# Setting Up Students

You can add and delete student names and set options for individual students in the Teacher Options screen. You can view these options using either of two methods.

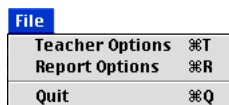
## Open Teacher Options

- 1 Press **⌘ T** (Macintosh) or **Ctrl T** (Windows) at the Sign In screen, Verify Name screen or Sign Out screen.

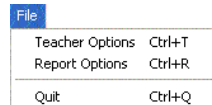
The Teacher Options screen appears.

OR

- 1 Press **⌘ M** (Macintosh) or **Ctrl M** (Windows) at the Sign In screen or Sign Out screen to show the Simon S.I.O. menus.
- 2 From the File menu, select **Teacher Options...**

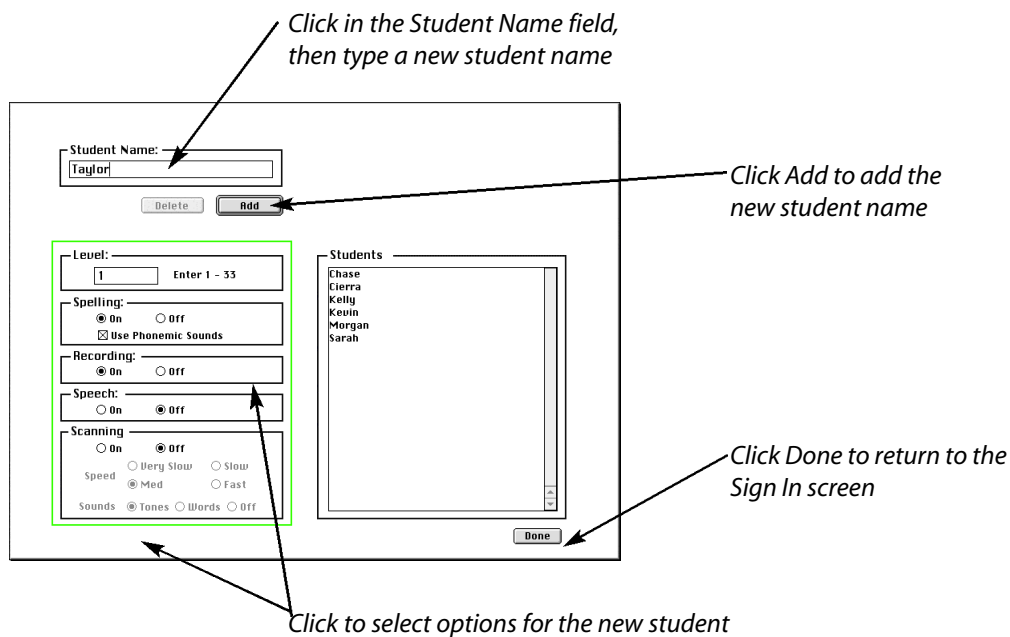


Macintosh menu



Windows menu

The Teacher Options screen appears.





## Options

Simon S.I.O. includes a number of options that can be changed to meet individual student's needs:

- Level** Shows the level of sounds the selected student is currently working on. Type a new level (1-33) to move the student to a different level.
- Spelling** Toggle ON/OFF the typing portion of the Spell the Word activity. If OFF, students will repeat the part of the activity that duplicates the Both activity. The default setting is ON.
- Use Phonemic Sounds** Check the box for this option to have the Pronouncer say the phonemic sounds as they are typed. Uncheck the box to have the Pronouncer spell using traditional letters. The default setting is checked (on).
- Recording** Toggle ON/OFF the Recording option. With Recording OFF, the student will not be presented with the Recording palette for the Read the Word activity and Reading Challenge. The default setting is ON. Microphone required.
- Scanning** Toggle ON/OFF built-in scanning for students who need single-switch input. The built-in scan responds to  or a mouse click. The default setting is OFF.

When Scanning is toggled ON, additional options become available:

- Speed** Choose a very slow, slow, medium or fast rate for the scanning highlight. This option is only available when Scanning is ON. The default setting is medium.
- Sounds** Choose what to hear as items and buttons are scanned: a tone, words (digitized names) or nothing. This option only works when Scanning is ON.

## Add Students

- 1 Click in the Student Name field.
- 2 Type the student's name or screen name.
- 3 Select the desired options for the student.
- 4 Click **Add**.  
Repeat steps 1-4 for each student you want to add.
- 5 Click **Done** when finished.

# Report and Print Options

You can view and print reports, practice pages and Sound Awards for individual students in the Report and Print screen. You can access this screen in several ways:

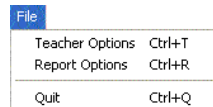
- 1 Press **⌘R** (Macintosh) or **CtrlR** (Windows) at the Sign In screen, Verify Name screen, Sign Out screen or Teacher Options screen.

OR

- 1 Press **⌘M** (Macintosh) or **CtrlM** (Windows) at the Sign In screen or Sign Out screen to show the Simon S.I.O. menus.
- 2 From the File menu, select **Report Options...**

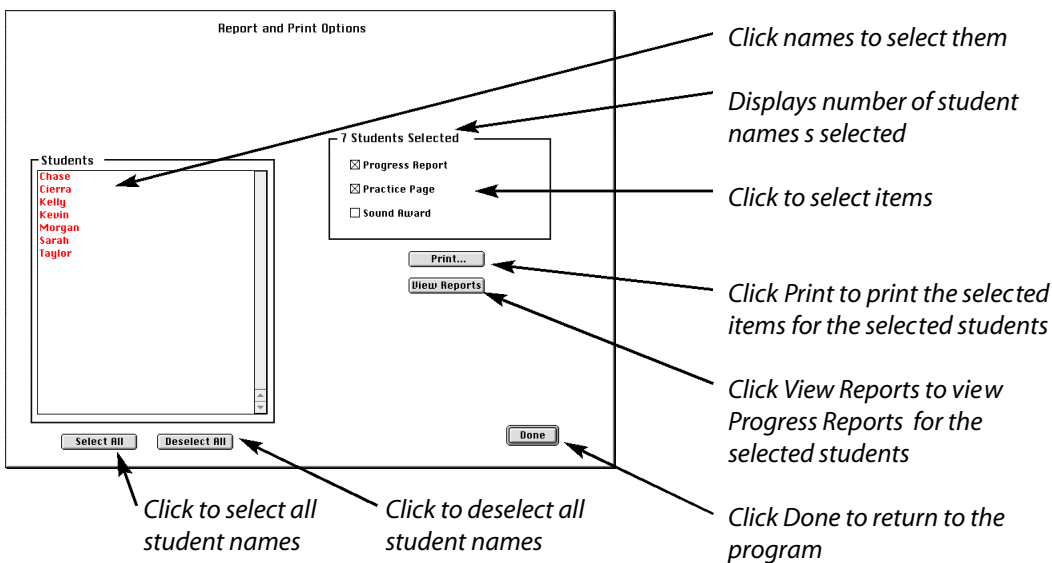


Macintosh menu



Windows menu

The Report and Print Options screen appears.



Here, you can view Progress Reports for selected students. You can also print Progress Reports, Practice Pages or Sound Awards.

**Progress Report** Report with each student's scores for the level they have most-recently completed. Includes list of study sounds and words. Also includes recently recorded sentences from the Reading Challenge (if applicable).

**Practice Page** Customized worksheet for each student using study words.

**Sound Award** Customized printout for each student of Simon S.I.O. sounds learned to date.

## Viewing Progress Reports

- 1 Select one or more students from the student list.

As you select names, selected student names will change to red and the total number of selected students will be updated.

- 2 Click to check **Progress Reports**.
- 3 Click **View Reports**.

The Progress Report screen appears.

**Simon S.I.O. Progress Report**

Name: Kelly      Date: 3/16/02

Current Level: 4  
Current Activity: read  
Total Sessions: 7  
Total Words: 12

Study Sounds: c b m r -ake  
Study Words: cake, bake, make, rake  
Sentences:  
 We will bake a cake for the party.  
 I will rake the leaves.

Accuracy Scores (% Correct)  
Study Words: 100%  
Review Words: 95%

Recent Activity Scores (% Correct)  
First Sounds: 99%  
Last Sounds: 100%  
First & Last: 100%  
Spelling: 96%  
Reading: 100%  
Pick the Word: 93%  
Speed Challenge: 90%

Recent Levels Completed:  
Level 4: 3/16/02  
Level 3: 3/16/02  
Level 2: 3/14/02  
Level 1: 3/13/02

1 of 1

Print Done

## Exiting Progress Report Screen

- 1 If more than one student was selected, click the Right Arrow to view the next report. Click the Left Arrow to view the previous report.
- 2 Click **Done** to return to the Reports and Print Options screen.

## Printing Reports, Practice Pages and Sound Awards

- 1 Select one or more students from the student list.

As you select names, selected student names will change to red and the total number of selected students will be updated.

- 2 Click to check (or uncheck) the items you want to print.
- 3 Click **Print**.

Depending on your print driver, the standard print dialog may appear to confirm printing options. Respond to these as they appear.

- 4 The selected items will be printed.

# Appendix B:

## Sounds and Words in Simon S.I.O.

Simon S.I.O. carefully introduces new word families and sounds at each program level to gradually increase students' phonics skills. After completing a sound level, sounds and words mastered will be used and practiced in subsequent levels and speed challenges.

### Sounds and Words in Simon S.I.O. Stage 1

Level	Word Family	First Sounds Introduced	Key Words Learned in this Level	
1	at	b r	bat rat	
2		h m	hat mat	
3	ug		bug mug	hug rug
4	ake	c	cake make	bake rake
5	all		ball mall	hall call
6	en	p t	pen hen	ten men
7	op		hop pop	mop top
8	ack	s	sack pack	back tack
9	ad	d	dad pad	mad sad
10	ip	l	lip sip	hip dip
11	ail		mail tail	pail sail
12	ick	k st	kick sick	stick lick
13	ing	str	string sing	ring king
14	ill	dr	drill hill	bill mill
15	et	n j	net pet	jet

## Stage 1 (continued)

Level	Word Family	First Sounds Introduced	Key Words Learned in this Level	
16	eep		beep steep	peep jeep
17	oil	f	foil coil	boil soil
18	eat	tr	treat heat	beat meat
19	ee		bee tree	see
20	eed	w sp	weed seed	speed feed
21	ot		hot spot	pot dot
22	ock	bl cl	block sock	clock lock
23	ut		cut hut	nut
24	unk	sk	skunk junk	bunk trunk
25	oat		goat coat	boat
26	ate	pl	plate skate	gate
27	ink		sink wink	drink pink
28	ice	pr sl	price mice	slice rice
29	ide		hide slide	ride
30	ump		bump jump	stump pump
31	ain	ch	chain drain	train stain
32	est		chest test	nest rest
33	oke	sm ch	smoke poke	choke

## Sounds and Words in Simon S.I.O. Stage 2

Level	Word Family	First Sounds Introduced	Key Words Learned in this Level	
1	an		can man	fan van
2	un		bun run	fun sun
3	og	fr	fog jog	frog log
4	ame	fl	flame same	frame tame
5	ave	br gr	brave grave	cave wave
6	old		cold gold	fold
7	ime	ch	chime lime	grime time
8	um	dr pl	drum hum	gum plum
9	aw	str	draw paw	jaw straw
10	ed	sh sl	bed shed	red sled
11	eet	sw	feet street	sheet sweet
12	ell	sm	bell smell	shell well
13	ine	sp	line spine	nine vine
14	out	sc	scout spout	shout
15	air	st	chair pair	hair stair
16	ore	sn	score snore	shore store

## Stage 2 (continued)

Level	Word Family	First Sounds Introduced	Key Words Learned in this Level	
17	ark		bark park	dark shark
18	eam	scr	dream steam	scream stream
19	ew	cr	chew few	crew screw
20	ay		day pay	hay play
21	ow	bl gl	blow glow	crow snow
22	y	sk	cry sky	fly spy
23	irt		dirt skirt	shirt
24	uck	tr	buck stuck	duck truck
25	ap	cl	clap snap	map trap
26	ash		cash smash	flash trash
27	ank	pr	bank crank	blank prank
28	ool		pool stool	spool tool
29	in	tw	chin spin	grin twin
30	eck	wr	check neck	deck wreck
31	ist		fist twist	list wrist
32	ob	kn	cob knob	job rob
33	ight		fight knight	fright light